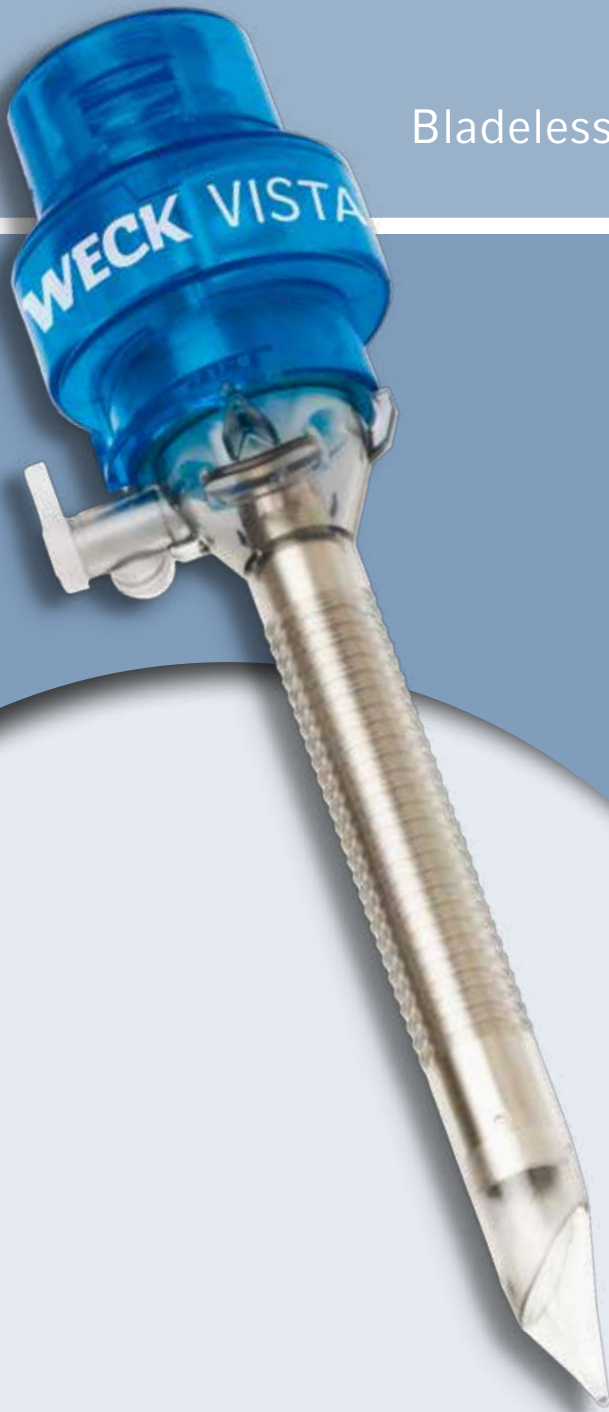


WECK VISTA™

Bladeless Laparoscopic Access Trocars



Confidence
Clarity
Control

CONFIDENCE. CLARITY. CONTROL.

WECK Vista™ bladeless laparoscopic trocars for enhanced stability and clear visualization

Minimally invasive solutions supplied by Teleflex aim to reduce the risks associated with laparoscopic surgery and other minimally invasive procedures and therefore to improve patient recovery. Surgeons need to effectively gain access to the abdominal cavity. They need to feel confident in the products they use and have control throughout the procedure. Teleflex's WECK™ brand has earned a worldwide reputation for its innovative, world-leading product design, performance and reliability.

We offer a complete line of bladeless laparoscopic trocars, named WECK Vista, that provide a pathway for the introduction of endoscopic surgical devices for use in thoracic, abdominal, and gynecological minimally invasive procedures. Bladed trocar injury is the number one cause of complications in laparoscopic surgery. By eliminating blades and providing a tip that separates tissue without cutting, WECK Vista asymmetrical tissue separating trocars are designed to avoid injury and leave a 58% smaller defect than as is typically left with the most commonly used bladed trocars.*

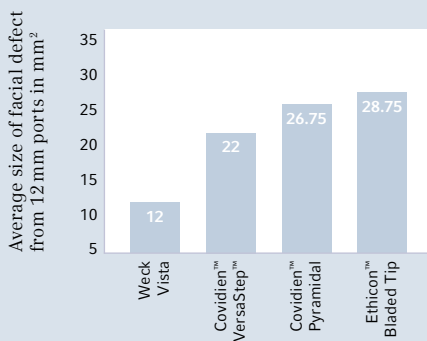
Yet, we don't stop there. WECK Vista optical trocars feature excellent light transmission through a transparent tip and provide outstanding clarity for the surgeon once the peritoneum has been entered. Thanks to ridged cannulas that are designed to hold bidirectionally, the trocar gains stability during one-handed instrument exchanges and particularly throughout long cases. Ridged cannulas are also available with standard obturators.

TELEFLEX – MINIMALLY INVASIVE SOLUTIONS AT THEIR BEST.

* Munro, M.G., Tarnay, C.M. 2003. *Comparative Evaluation of Laparoscopic Access Systems: A study of entry force, intraperitoneal pressure and incisional characteristics with a novel bladeless design ("ADAPt") and a composite dilating system ("VersaStep")*. UCLA. WECK Vista is identical in construction to TAUT ADAPt.



WECK VISTA™ TROCARS REDUCE THE FASCIAL DEFECT SIZE BY UP TO 58%*



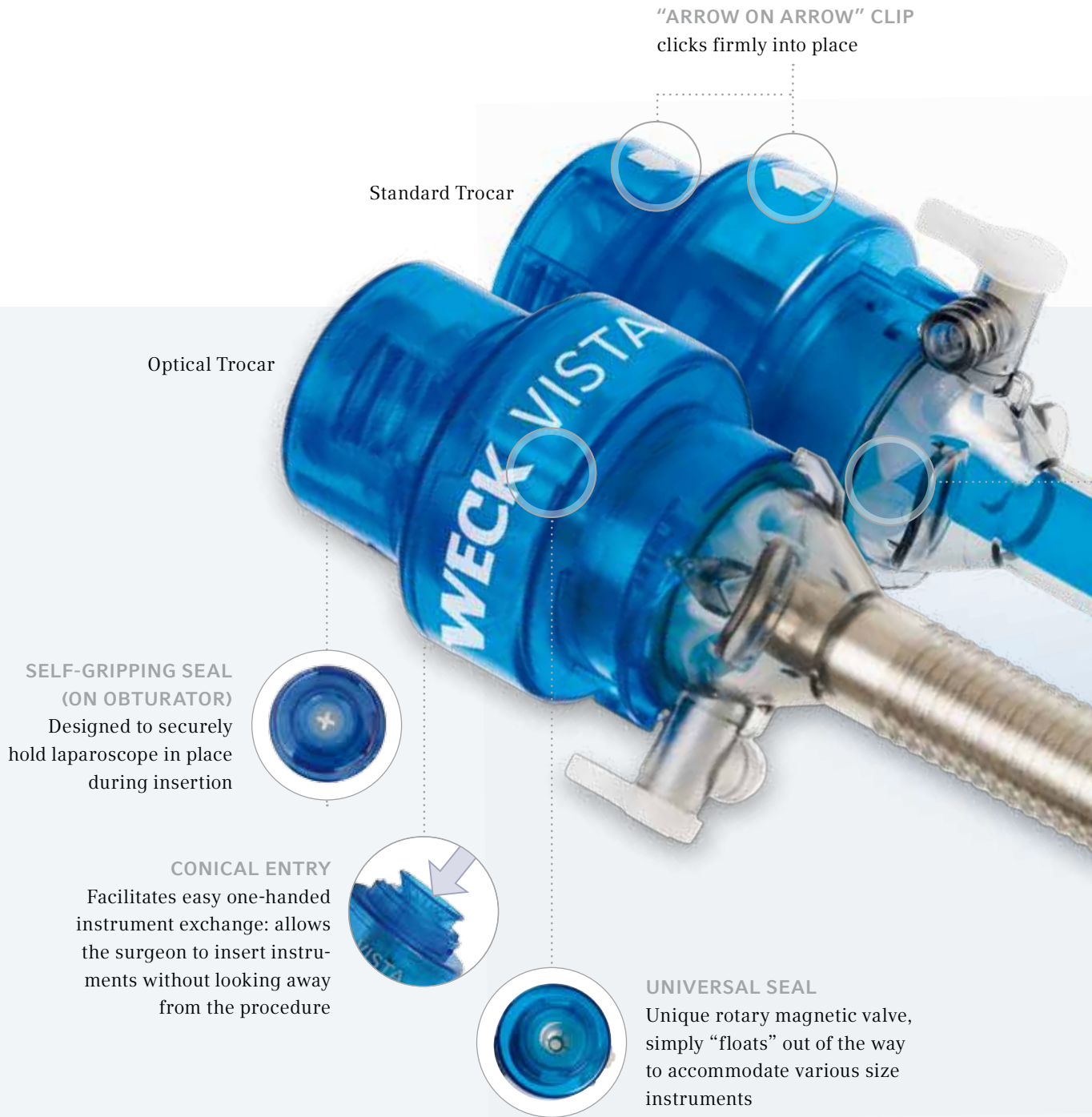
WECK Vista bladeless trocars have been shown to reduce the average size of the defect from 26.6 mm² to 12 mm².

KEY BENEFITS

- Safer procedures
- Procedural flexibility
- Rapid, complete desufflation
- Fewer blade injuries
- Optimal stability
- Outstanding visualization during insertion



Asymmetrical dilation effect
 Enlarged photos of WECK Vista tissue defect closing as the trocar is removed.



"ARROW ON ARROW" CLIP
clicks firmly into place

Standard Trocar

Optical Trocar

SELF-GRIPPING SEAL (ON OBTURATOR)
Designed to securely hold laparoscope in place during insertion

CONICAL ENTRY
Facilitates easy one-handed instrument exchange: allows the surgeon to insert instruments without looking away from the procedure

UNIVERSAL SEAL
Unique rotary magnetic valve, simply "floats" out of the way to accommodate various size instruments

WECK VISTA™ – A COMPLETE SELECTION OF BLADELESS LAPAROSCOPIC TROCARS WITH AN ASYMMETRICAL TISSUE SEPARATING TIP

The WECK Vista line includes a variety of trocar versions and lengths for use in standard, pediatric and bariatric procedures. Special trocars, designed for open laparoscopic access, use a balloon that's free from natural rubber latex and an easy one-hand stabilizer mechanism to maximize access capabilities. Hasson type cone open access ports, with a locking clamp included as part of the cone for single-handed cone positioning, are also available.

With the addition of advanced products and features, such as optical ports with a transparent tip for clear visualization, conical entry that allows surgeons to insert instruments without looking away from their procedure, and uniquely designed ridged cannulas for enhanced stability – even during long procedures – WECK Vista trocars provide greater options to meet surgeons' laparoscopic access needs.



DUCKBILL VALVE

Reliably prevents backflow; opens for easy specimen removal

TRANSPARENT CANNULA

Allows visualization of the passage of instruments, sutures, staples and biopsy samples.

ATRAUMATIC TIP

Separates tissues as it seeks a non-linear path through the fascia, thereby leaving a small, non-linear defect upon removal

RIDGED CANNULA DESIGN

- Wave design intended to hold trocar in place bidirectionally
- Provides port stability throughout long procedures and during one-handed instrument exchange



TRANSPARENT OBTURATOR TIP

- Excellent light transmission
- Clear visualization of individual fibers in each layer as it passes through tissue

CONTRAINDICATIONS:

Where minimally invasive techniques are contraindicated, other methods and instrumentation should be employed.

WECK VISTA™ – LAPAROSCOPIC TROCARS



SMOOTH

- Smooth cannula
- Standard obturator with asymmetrical tissue separating tip
- Variety of sizes and lengths
- Cannulas available separately to provide an eco-friendly alternative to reduce waste in the operating room



RIDGED

- Ridged cannula enhances stability
- Standard and optical obturators
- Variety of sizes and lengths
- Cannulas available separately
- **OPTICAL OBTURATOR**
- Clear visualization of tissue layers for direct visualisation
- Conical entry for easy one-handed instrument exchanges
- Obturator has built-in grip to securely hold laparoscope in place during entry



BALLOON

- Variety of balloon options
- Single-handed clamp locking
- Easily repositioned foam cuff
- Designed to minimize loss of pneumoperitoneum



CONE

- Hasson type open access trocar for primary entry
- Easily positioned cone
- Single-handed clamp locking
- Locking ring features dual suture tie-down rings

SMOOTH

5 MM TROCAR					WECK
REF.	Ø CANNULA	LENGTH	DETAILS	Ø INSTRUMENT	
40507	5 mm	70 mm	–	5 mm	
43507	5 mm	70 mm	–	3 mm – 5 mm	
40511	5 mm	100 mm	–	5 mm	
40513	5 mm	125 mm	–	5 mm	

5 MM CANNULA					WECK
40511C	5 mm	100 mm	–	5 mm	

10 MM TROCAR					WECK
REF.	Ø CANNULA	LENGTH	DETAILS	Ø INSTRUMENT	
405910	10 mm	100 mm	Univ. Seal	5 mm – 10 mm	

10 MM CANNULA					WECK
405910C	10 mm	100 mm	Univ. Seal	5 mm – 10 mm	

12 MM TROCAR					WECK
REF.	Ø CANNULA	LENGTH	DETAILS	Ø INSTRUMENT	
405912	12 mm	100 mm	Univ. Seal	5 mm, 10 mm – 12 mm	
40591213	12 mm	125 mm	Univ. Seal	5 mm, 10 mm – 12 mm	

12 MM CANNULA					WECK
405912C	12 mm	100 mm	Univ. Seal	5 mm, 10 mm – 12 mm	

15 MM TROCAR					WECK
REF.	Ø CANNULA	LENGTH	DETAILS	Ø INSTRUMENT	
41510	15 mm	110 mm	with reducer cap	5 mm, 15 mm	

BALLOON

BALLOON TROCAR					WECK
REF.	Ø CANNULA	LENGTH	DETAILS	Ø INSTRUMENT	
410944S	10 mm	53 mm*	–	5 mm, 10 mm	
410944	10 mm	70 mm*	–	5 mm – 10 mm	
412944	12 mm	70 mm*	–	5 mm – 10 mm, 12 mm	
410944L	10 mm	100 mm*	–	5 mm, 10 mm	
412944L	12 mm	100 mm*	–	5 mm – 10 mm, 12 mm	

* Length is measured from the bottom of the check-valve to the top of the balloon.

Products listed above contain no natural rubber latex.

RIDGED

5 MM TROCAR					WECK
REF.	Ø CANNULA	LENGTH	DETAILS	Ø INSTRUMENT	
40507R	5 mm	70 mm	–	5 mm	
43507R	5 mm	70 mm	–	3 mm – 5 mm	
40511R	5 mm	100 mm	OPTICAL	5 mm	
40513R	5 mm	125 mm	–	5 mm	

5 MM CANNULA					WECK
40511RC	5 mm	100 mm	–	5 mm	

8 MM TROCAR					WECK
REF.	Ø CANNULA	LENGTH	DETAILS	Ø INSTRUMENT	
40811R	8 mm	100 mm	–	5 mm – 8 mm	

10 MM TROCAR					WECK
REF.	Ø CANNULA	LENGTH	DETAILS	Ø INSTRUMENT	
405910R	10 mm	100 mm	OPTICAL	5 mm – 10 mm	

10 MM CANNULA					WECK
405910RC	10 mm	100 mm	Univ. Seal	5 mm – 10 mm	

12 MM TROCAR					WECK
REF.	Ø CANNULA	LENGTH	DETAILS	Ø INSTRUMENT	
405912R	12 mm	100 mm	OPTICAL	5 mm, 10 mm – 12 mm	
40591213R	12 mm	125 mm	Univ. Seal	5 mm, 10 mm – 12 mm	

12 MM CANNULA					WECK
405912RC	12 mm	100 mm	Univ. Seal	5 mm, 10 mm – 12 mm	

15 MM TROCAR					WECK
REF.	Ø CANNULA	LENGTH	DETAILS	Ø INSTRUMENT	
41510R	15 mm	110 mm	with reducer cap	5 mm, 15 mm	

CONE

HASSON TYPE TROCAR					WECK
REF.	Ø CANNULA	LENGTH	DETAILS	Ø INSTRUMENT	
405933	12 mm	100 mm	Univ. Seal	5 mm, 10 mm – 12 mm	
405933L	12 mm	125 mm	Univ. Seal	5 mm – 10 mm, 12 mm	

Covidien and VersaStep are trademarks or registered trademarks of Covidien LP or its affiliates.
Ethicon is a trademark or registered trademark of Johnson & Johnson or its affiliates.

Teleflex, Weck and Weck Vista are trademarks or registered trademarks of Teleflex Incorporated or its affiliates.

Teleflex is a global provider of medical products designed to enable healthcare providers to protect against infections and improve patient and provider safety. The company specializes in products and services for vascular access, respiratory, general and regional anesthesia, cardiac care, urology and surgery. Teleflex also provides specialty products for device manufacturers.

© 2013 Teleflex Incorporated. All rights reserved. LA_SU_0135



TELEFLEX LATIN AMERICA 4024 Stirrup Creek Drive Suite 720 Durham, NC 27703 USA
For product information please contact la.cs@teleflex.com or +1.919.433.4999
TELEFLEX.COM