

Feel the **Power** of Control



Arrow
OnControl
Powered Bone Marrow Biopsy System

In Control With OnControl: Moving the Needle

The Arrow OnControl Powered Bone Marrow Biopsy System is an innovative, powered solution that raises the standard for biopsies and aspirations as compared to manual biopsy needles.

For Practitioners

Provides increased control when accessing and extracting core specimens.¹

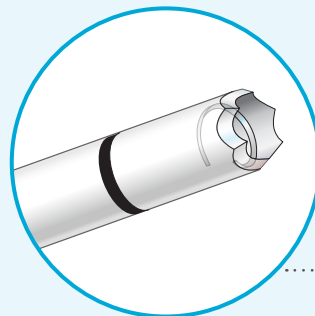
For Pathologists

More usable specimen area for diagnosis.^{1,2}


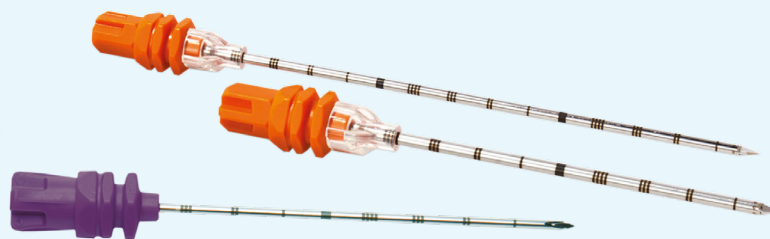
For Patients

Demonstrated to cause less pain during insertion and after the procedure, as compared to manual biopsy needles.¹⁻⁴

Powered driver accelerates access^{1,2,5,6} while providing precise control^{6,7}



Unique cannula design grabs and holds core specimens




High-Quality Samples


- As compared to manual biopsy needles, the Arrow OnControl Powered Bone Marrow Biopsy System has been shown to **deliver consistently larger, high-quality core specimens**.^{1,2}
- This may **reduce the number of second-attempt procedures** required that can occur as a result of insufficient specimen size and may result in **more usable area** for diagnosis.^{1,2}

Arrow OnControl System Core Specimen*

*Both specimen sizes from same healthy subject, same provider. Specimen sizes are most representative of specimen means in a published healthy subject study.



Manual Biopsy Needle Core Specimen



Increased User Control^{4,5}

- Helps to **effectively, safely, and rapidly** obtain specimens.^{1,2,5-7}
- Easy to use, regardless of physical strength.
- May result in a procedure that is up to **55% faster** than with manual biopsy needles.^{1,2,4,8}



Dependable Performance

- Specially designed, threaded cannula **grabs and holds** core specimens.



Less Patient Pain

- Has been demonstrated to cause **less patient pain**, during insertion and after the procedure, as compared to manual biopsy needles.¹⁻⁴
- Reduced pain can **help promote patient compliance** with ongoing testing.¹

We're With You Every Step of the Way

Backed by our experienced clinical training staff, the Arrow OnControl Powered Bone Marrow Biopsy System is raising the standard for biopsies and aspirations.

Ordering Information

Arrow OnControl Powered Bone Access

Powered Driver

9401

Bone Marrow Biopsy Trays

BIOPSY SYSTEM TRAYS, 11 GA

102mm 9408-EU-006

152mm 9411-EU-006

Aspiration Needles

ASPIRATION NEEDLES, 15 GA

25mm 9425-VC-006

68mm 9468-VC-006

90mm 9490-VC-006

The Arrow OnControl Bone Marrow Aspiration and Biopsy Systems should only be used by clinicians familiar with the complications, limitations, indications, and contraindications of bone marrow aspiration and bone marrow biopsy. Rx only. Refer to instructions accompanying the device for indications, contraindications, warnings, and precautions.



References:

1. Swords RT, Anguita J, Higgins RA, et al. A prospective randomized study of a rotary powered device (OnControl) for bone marrow aspiration and biopsy. *J Clin Pathol.* 2011;64(9):809-13. doi:10.1136/jclinpath-2011-200047. Research sponsored by Teleflex Incorporated.
2. Miller LJ, Philbeck TE, Montez DF, et al. Powered bone marrow biopsy procedures produce larger core specimens, with less pain, in less time than with standard manual devices. *Hematol Rep.* 2011;3(e8):22-5. doi:10.4081/hr.2011.e8. Research sponsored by Teleflex Incorporated. Philbeck TE and Montez DF are employees of Teleflex Incorporated.
3. Cohen SC, Gore JM. Evaluation of a powered intraosseous device for bone marrow sampling. *Anticanc Res.* 2008;28:3843-8. Research sponsored by Teleflex Incorporated.
4. Berenson JR, Yellin O, Blumenstein B, et al. Using a powered bone marrow biopsy system results in shorter procedures, causes less residual pain to adult patients, and yields larger specimens. *Diagnostic Pathology.* 2011;6:23. Research sponsored by Teleflex Incorporated.
5. Garcia G, Miller LJ, Philbeck TE, Bolleter S, Montez DF. Tactile feedback allows accurate insertion of a powered bone access device for vertebroplasty and bone marrow sampling procedures. *J Vasc and Interv Radiol.* 2011;22(3):S86. Research sponsored by Teleflex Incorporated. Philbeck TE and Montez DF are employees of Teleflex Incorporated. Dr. Garcia was formerly a paid consultant of Teleflex Incorporated. Simulated model study results may not be indicative of clinical performance.
6. Lee RK, Ng AW, Griffith JF. CT-guided bone biopsy with a battery-powered drill system: preliminary results. *AJR Am J Roentgenol.* 2013;201(5):1093-5. doi:10.2214/AJR.12.10521.
7. Symington K, Martinez F, Miller LJ, Philbeck TE. Examination of 64 consecutive specimens obtained using a powered biopsy device. *J Vasc and Interv Radiol.* 2014;25(3s):S196. Research sponsored by Teleflex Incorporated. Philbeck TE is an employee of Teleflex Incorporated.
8. Reed LJ, Raghupathy R, Strakhan M, et al. The OnControl bone marrow biopsy technique is superior to the standard manual technique for hematologists-in-training: a prospective, randomized comparison. *Hematol Rep.* 2011;3(e21). doi:10.4081/hr.2011.e21. Research sponsored by Teleflex Incorporated.

The Arrow OnControl Bone Marrow Aspiration System is intended for bone marrow aspiration of the iliac crest of adult and pediatric patients.

The Arrow OnControl Bone Marrow Biopsy System is intended for bone marrow core biopsy of the anterior or posterior iliac crest of adult patients.

The Arrow OnControl Powered Bone Marrow Biopsy System should not be used by clinicians unfamiliar with the complications, limitations, indications, and contraindications of bone marrow aspiration and biopsy.

Refer to the Instructions for Use for a complete listing of the indications, contraindications, warnings and precautions. Information in this material is not a substitute for the product Instructions for Use.

Teleflex, the Teleflex logo, Arrow, and OnControl are trademarks or registered trademarks of Teleflex Incorporated or its affiliates, in the U.S. and/or other countries.

Information in this material is not a substitute for the product Instructions for Use. Not all products may be available in all countries. Please contact your local representative. Revised: 08/2019.

© 2019 Teleflex Incorporated. All rights reserved. MCI-2019-0653-EN · REV 0 · 10 19 PDF