

## BONE MARROW BIOPSIES

The new standard starts here

### WE'RE WITH YOU EVERY STEP OF THE WAY

The ARROW® OnControl® powered bone marrow biopsy system from Teleflex, supported by our experienced clinical training staff, has successfully raised the standard for bone marrow biopsies and aspirations in leading cancer centers, while greatly improving the patient experience.<sup>1</sup>

### ASSISTS CLINICIANS IN MAKING THE DIAGNOSIS

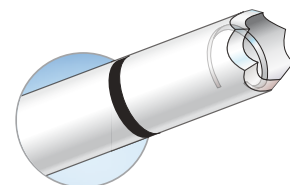
Unlike specimens obtained from manual biopsy needles, specimens provided by the ARROW® OnControl® Powered Bone Marrow Biopsy System are high quality and consistently larger in size,<sup>1,2,3,4</sup> providing more usable area for diagnosis.<sup>1</sup> These longer, wider, and greater volume specimens<sup>1,2,3,4</sup> reduce second attempt procedures required<sup>1,4</sup> when the specimen fails to capture.

Clinicians can be confident in treatment plans based on a diagnosis specimen for patients with blood-borne cancers.

### ENSURES BETTER OVERALL CLINICIAN AND PATIENT EXPERIENCE

Patients with blood-borne cancer frequently describe the bone marrow biopsy and aspiration as the “worst part of their treatment”. The ARROW® OnControl® Powered Bone Marrow Biopsy System helps improve patient satisfaction<sup>4</sup> and promote compliance with ongoing and future testing, by significantly reducing the pain during and after the procedure,<sup>3,4</sup> and reducing the need for “second attempts” that often occur when a specimen is of insufficient size or fails to capture<sup>1,3</sup>.

ARROW® OnControl® Powered Bone Marrow Biopsy System has a faster procedure time and increased control, as compared to manual biopsy needles, reduces the physical requirements and effort needed by clinicians performing the biopsy, even with hard bone.



ARROW® OnControl® Bone Marrow Needle: specially designed threaded cannula captures and holds core specimens

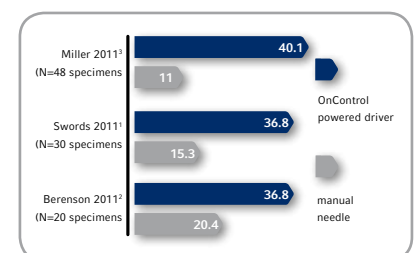
### BONE MARROW BIOPSY SPECIMENS



Bone marrow biopsy specimens were obtained using the ARROW® OnControl® powered bone marrow biopsy system 11g needle. The specimens measured 1.7 cm in length.

Individual results may vary

### CORE SPECIMEN SIZE BY VOLUME (MM<sup>3</sup>)




# NOW YOU CAN OBTAIN CONSISTENTLY LARGER, HIGH QUALITY CORE SPECIMENS

## IMPROVES CAREGIVER EFFICIENCY

When compared to biopsies performed with manual needles, the ARROW® OnControl® Powered Bone Marrow Biopsy System provides improved specimen quality and shortened procedure time, that may help clinicians perform a greater number of biopsies per day for patients with bloodborne cancers and benign tumors.

55% faster procedure time to improve efficiency<sup>1\*</sup>

ARROW® OnControl® Core Specimen\*\*




Manual Needle Core Specimen

\* Compared to manual bone marrow biopsy procedures


\*\* Both specimen sizes from same healthy subject, same provider. Specimen sizes are most representative of specimen means in a published healthy subject study.



## A COMPLETE SOLUTION FOR POWERED BONE MARROW BIOPSIES

### ONCONTROL POWER DRIVER




ONCONTROL POWER DRIVER		ARROW
	REF.	QTY
	9401	1

### BONE MARROW BIOPSY SYSTEM

BIOPSY SYSTEM TRAYS, 11 G			ARROW
	REF.	LENGTH	QTY
	9408-EU-006	102 mm	6
	9411-EU-006	152 mm	6

BIOPSY SYSTEM NEEDLE SETS, 11 G			ARROW
	REF.	LENGTH	QTY
	9407-EU-006	102 mm	6
	9402-EU-006	152 mm	6

### BONE MARROW ASPIRATION SYSTEM

ASPIRATION SYSTEM NEEDLE SETS, 15 G			ARROW
	REF.	LENGTH	QTY
	9425-VC-006	25 mm	6
	9468-VC-006	68 mm	6
	9490-VC-006	90 mm	6

Some products not available in all markets, subject to availability. Contact your local representative. ARROW® OnControl® powered bone access systems should only be used by clinicians familiar with the complications, limitations, indications, and contraindications of the indicated procedures.

1 Swords RT, Anguita J, Higgins RA, et al. A prospective randomized study of a rotary powered device (OnControl) for bone marrow aspiration and biopsy. *J Clin Pathol* 2011;64(9):809-13. doi:10.1136/jclinpath-2011-200047.\*

2 Berenson JR, Yellin O, Blumenstein B, et al. Using a powered bone marrow biopsy system results in shorter procedures, causes less residual pain to adult patients, and yields larger specimens. *Diagnostic Pathology* 2011;6:23.\*

3 Miller LJ, Philbeck TE, Montez DF, et al. Powered bone marrow biopsy procedures produce larger core specimens, with less pain, in less time than with standard manual devices. *Hematology Reports* 2011;3:e8.t.\*

4 Reed LJ, Raghupathy R, Strakhan M, et al. The OnControl bone marrow biopsy technique is superior to the standard manual technique for hematologists-in-training: a prospective, randomized comparison. *Hematology Reports* 2011;3(e21). doi:10.4081/hr.2011.e21.\*

\* Research sponsored by Teleflex Incorporated or its affiliates, including Vidacare LLC.

For more information, visit us at: [arrowoncontrol.com](http://arrowoncontrol.com).

Teleflex, ARROW and OnControl are trademarks or registered trademarks of Teleflex Incorporated or its affiliates registered in the U.S. and/or other countries.

© 2015 Teleflex Incorporated. All rights reserved.

#### DISTRIBUTED BY:

TELEFLEX HEADQUARTERS INTERNATIONAL, IRELAND · Teleflex Medical Europe Ltd. · IDA Business & Technology Park Dublin Road · Athlone · Co Westmeath · Tel. +353 (0)9 06 46 08 00 · Fax +353 (0)14 37 07 73 · [orders.intl@teleflex.com](mailto:orders.intl@teleflex.com)

UNITED KINGDOM · Tel. +44 (0)14 94 53 27 61 · [info.uk@teleflex.com](mailto:info.uk@teleflex.com)

[WWW.TELEFLEX.COM](http://WWW.TELEFLEX.COM)

940816 - 00 00 01 · REV B · 10 15 03 · All data current at time of printing. Subject to technical changes without further notice.