
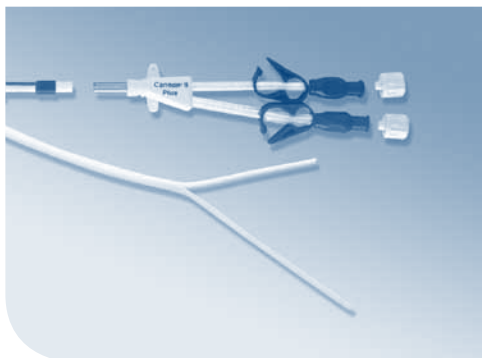




ARROW DIALYSIS ACCESS & LARGE BORE CATHETERS

Clinician-inspired innovation



TELEFLEX – DIALYSIS ACCESS THE ARROW WAY A CLINICIAN-INSPIRED INNOVATION

Trusted brands make Teleflex a reliable and strong partner. Built on a solid tradition of innovation, Teleflex is a global leader in superior medical supplies designed to help providers minimise risk and maximise outcomes for their patients. Our understanding of the importance to our customers of a full range of devices has led to the development of a unique line of products, all of which complement one another.

ARROW's innovative dialysis access products are inspired by clinicians, based on the results they need to achieve – whether that's precise tip placement or fast removal of thrombus. Therefore, we design every catheter to be as easy to use as it is effective, and precisely manufacture each one with uncompromising quality. As a result, clinicians trust ARROW's technology to enable safer procedures and deliver effective patient outcomes.

TELEFLEX – HIGH QUALITY MEDICAL SUPPLIES FROM A SINGLE SOURCE

KITS CONFIGURED TO MEET YOUR PROCEDURAL NEEDS THEY SAVE TIME, INCREASE EFFICIENCY AND REDUCE WASTE

We will assemble your set on demand, precisely the way you want it. Customised through and through. For optimum patient care. Our European ARROW Select Kits (EASK) are the perfect way to ensure compliance combined with safety, easy handling and cost-effectiveness. EASK simplifies purchasing and reduces storage space requirements for a certain procedure to a single SKU. In addition, there is no more need to stock extra components often not included in a standard kit.

A PROGRAMME ESPECIALLY DESIGNED TO MEET YOUR NEEDS

Teleflex has formed a multifunctional team of EASK specialists, who focus on processing and expediting your EASK orders. If you wish, our EASK team can also provide a no-obligation analysis to identify the best configuration of products for your customised set. Because we want to fully satisfy your particular requirements.

EASK EUROPEAN ARROW SELECT KITS

- economical & ecological – save time and costs, avoid waste
- geared to your internal operational structures and preferences
- safety components included (Sharps Away II & Safety scalpel)



Safety components include:



Sharps Away II
locking disposal cup



Safety scalpel



CHRONIC DIALYSIS 4

Designed to answer clinicians' demands for fast, accurate placement and high flow.

ACUTE DIALYSIS & LARGE BORE CATHETERS..... 6

Large-bore catheters for acute dialysis and haemofiltration with ARROWg^{ard}® antimicrobial technology.

DIALYSIS CLOT MANAGEMENT..... 10

Innovative technology enables safe, simple removal of thrombi, emboli and blockages.

ARROW CANNON® II PLUS

RETROGRADE-TUNNELED, TIP-FIRST CHRONIC HAEMODIALYSIS CATHETER

PLACEMENT DRIVES PERFORMANCE

Retrograde tunneling improves your ability to ideally position the tip, cuff and hub, and offer best possible performance and patient outcome.

START AT THE HEART™ FOR OPTIMAL PLACEMENT

- facilitates fast, precise tip placement within the right atrium
- helps create a smooth, contoured tunnel tract that:
 - minimises catheter kinking
 - inhibits catheter migration
 - minimises retrograde bleeding
- exit demarcation permits reproducible cuff positioning and exit site location



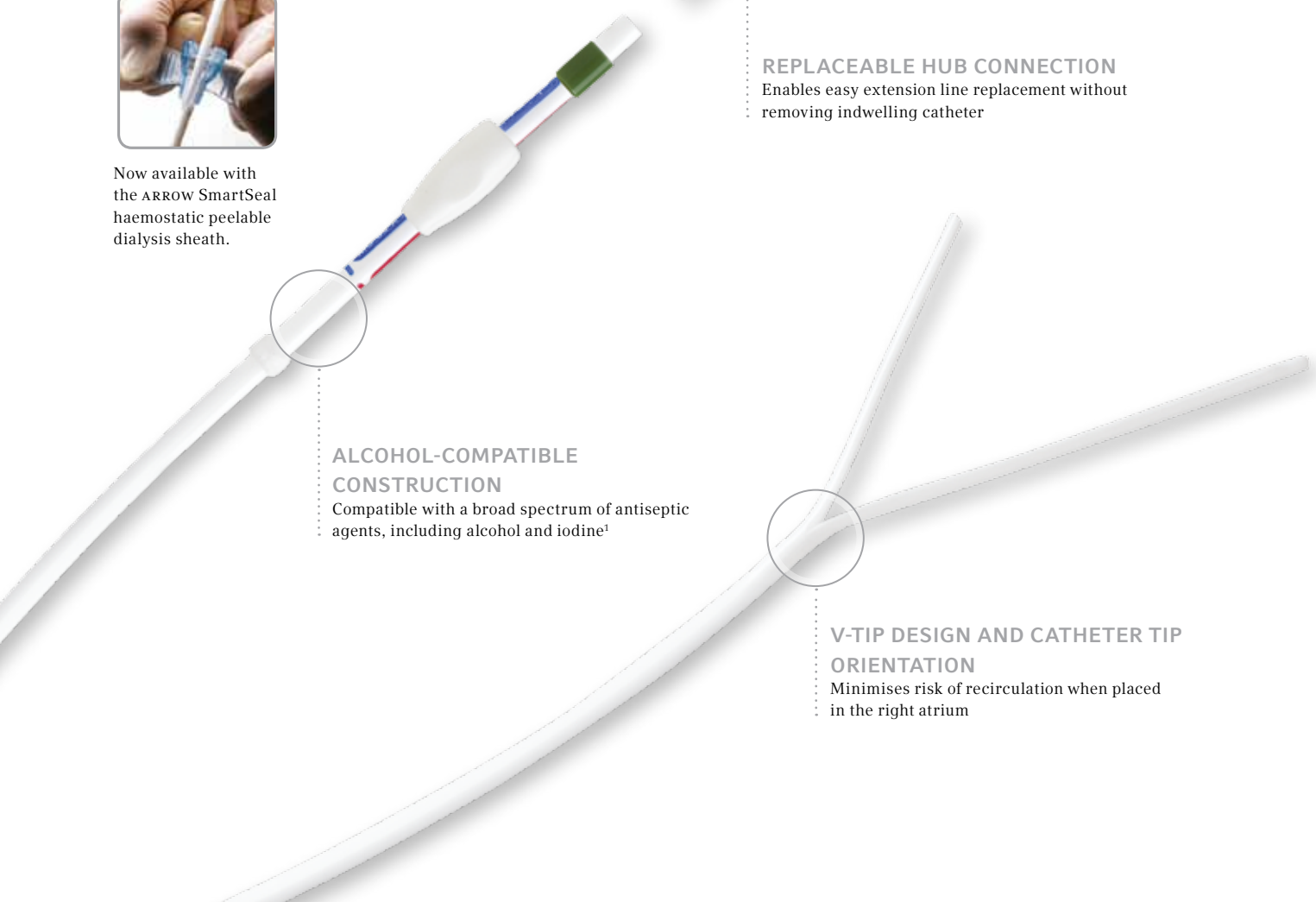
Now available with the ARROW SmartSeal haemostatic peelable dialysis sheath.



REPLACEABLE HUB CONNECTION
Enables easy extension line replacement without removing indwelling catheter

ALCOHOL-COMPATIBLE CONSTRUCTION
Compatible with a broad spectrum of antiseptic agents, including alcohol and iodine¹

V-TIP DESIGN AND CATHETER TIP ORIENTATION
Minimises risk of recirculation when placed in the right atrium



ARROW CANNON II PLUS HAEMODIALYSIS CATHETERISATION SET WITH SMARTSEAL

	REF.	Ø	LENGTH	MATERIAL	INSERTION LENGTH TIP TO CUFF	QTY
Kit contents listed on front of flap.	CS-15242-VSP	15 Fr.	9.5" (24 cm)	PUR	19 cm	1/case
	CS-15282-VSP	15 Fr.	11" (28 cm)	PUR	23 cm	1/case
Now available with the ARROW SmartSeal haemostatic peelable dialysis sheath.	CS-15322-VSP	15 Fr.	12.5" (32 cm)	PUR	27 cm	1/case
	CS-15362-VSP	15 Fr.	14" (36 cm)	PUR	31 cm	1/case
	CS-15552-VSP*	15 Fr.	22" (55 cm)	PUR	50 cm	1/case

ARROW CANNON II PLUS HUB CONNECTION ASSEMBLY REPLACEMENT SETS *

	REF.	DESCRIPTION	INSERTION LENGTH TIP TO CUFF	QTY
Each replacement set contains: 1 connector assembly 1 compression adapter 1 compression sleeve 1 catheter clamp 2 Luer-lock caps 1 spare compression sleeve	CAR-02400	15 Fr. x 9.5" (24 cm) hub connection assembly replacement set	19 cm	1/case
	CAR-02800	15 Fr. x 11" (28 cm) hub connection assembly replacement set	23 cm	1/case
	CAR-03200	15 Fr. x 12.5" (32 cm) hub connection assembly replacement set	27 cm	1/case
	CAR-03600	15 Fr. x 14" (36 cm) hub connection assembly replacement set	31 cm	1/case
	CAR-05500	15 Fr. x 22" (55 cm) hub connection assembly replacement set	50 cm	1/case

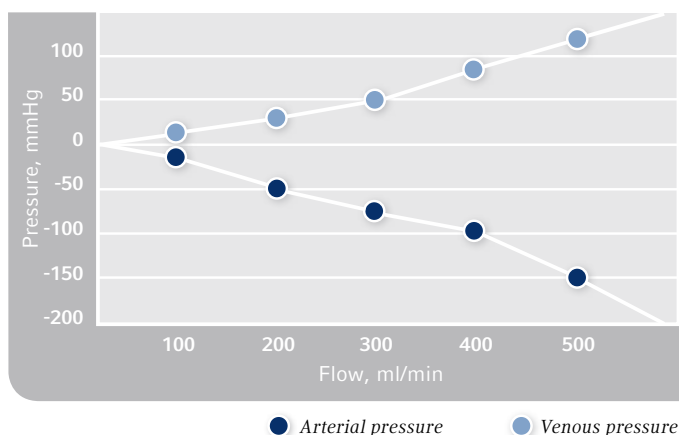
* Contains .038" x 120 cm wire guide.

* Note: When ordering, please be aware that the length of the CAR set, listed in the product description, corresponds to the product number in the first column (due to priming volume).



OPTIMAL FLOW, CLEARANCES AND PATENCY = OPTIMAL DIALYSIS OUTCOMES

Arrow Cannon II Plus Pressure vs. Flow Rate²



CANNON II PLUS HAEMODIALYSIS CATHETERISATION SET WITH SMARTSEAL

This set includes:

- 1 catheter: 15 Fr.
- 1 ARROW SmartSeal haemostatic peelable dialysis sheath: 16 Fr.
- 1 spring-wire guide: .038" (.97 mm) x 39-1/2" (100 cm) straight stiff tip on one end—"J" tip on other with Arrow Advancer™
- 1 introducer needle: 18 Ga. x 2-1/2" (6.35 cm)
- 1 pre-loaded tunneler (metal) with threaded compression cap and compression sleeve
- 1 hub connection assembly
- 2 Luer-lock caps
- 1 tunnel dilator
- 1 dressing: Tegaderm® 10 cm x 12 cm
- 1 tissue dilator: 12 Fr.
- 1 tissue dilator: 14 Fr.
- 1 SharpsAway™ II locking disposal cup
- 1 safety scalpel: #11
- 1 irrigation tube with clamp
- 1 catheter clamp

When ordering, please also ask for our free Arrow Cannon II Plus Insertion Poster.

ARROW ACUTE HAEMODIALYSIS & LARGE BORE CATHETERS

WITH AND WITHOUT ARROWGARD® ANTIMICROBIAL TECHNOLOGY



ROTATING SUTURE HUB

- provides support and flexibility during patient movement

OPTIONAL YOU-BEND™ EXTENSION LINES

- enable convenient positioning and repositioning of the extension lines for patient comfort

ARROWGARD ANTIMICROBIAL TECHNOLOGY

- helps provide protection against catheter-related infections resulting from microorganism migrating the subcutaneous tract along the exterior surface of the catheter which is used for infusion

BLUE FLEXTIP®

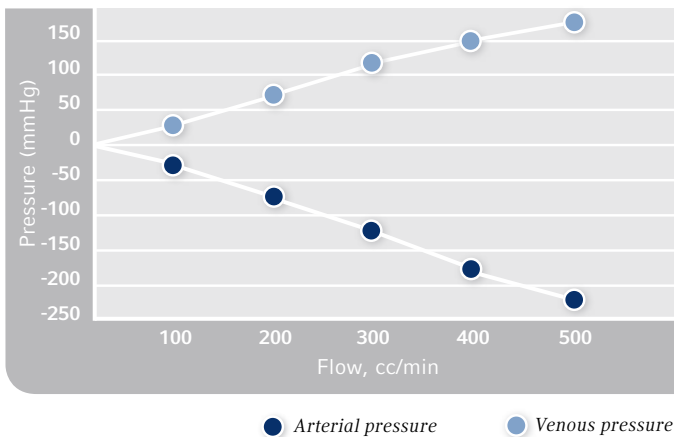
- soft catheter tip balances insertion capability with indwelling performance

INSPIRED BY YOUR INFECTION PREVENTION PROGRAM

- infection is a leading cause of morbidity and mortality in dialysis patients
- average infection rate for acute haemodialysis catheters is 10.1 per 100 patient months³

HIGH FLOW AT LOW PRESSURE

Acute Haemodialysis Pressure vs. Flow Rate²



INFECTION PROTECTION:

ARROWG⁺ARD ANTIMICROBIAL TECHNOLOGY

Clinical studies demonstrate ARROWG⁺ard antimicrobial technology's ability to reduce catheter related blood stream infections⁴

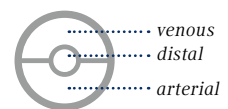
- reduce bacterial colonisation of the catheter by 44 percent⁵
- reduces catheter-related bacteremia by 79 percent⁵

ARROW's large-bore, double-lumen acute haemodialysis catheters enable dialysis nurses and clinicians to deliver high flow rates at low venous pressures.

CROSS-SECTION DIAGRAM



ACUTE HAEMODIALYSIS CATHETER



LARGE BORE CATHETERS

"2011 CDC Guidelines for the Prevention of Intravascular Catheter-Related Infections" recommend using a chlorhexidine/silver sulfadiazine-impregnated catheter in conjunction with other risk-reduction measures to lower CRBSI.⁶

ACUTE HAEMODIALYSIS

ACUTE HAEMODIALYSIS CATHETERISATION SETS

REF.	CATHETER					SWG		QTY
	LUMEN	Ø	LENGTH	INTERNAL LUMEN G	MATERIAL	LENGTH	Ø	
with straight large-bore catheter								
CS-12122-F	2	12 Fr.	6" (16cm)	12 - 12	PUR	60 cm	0.035"	5/case
CS-22122-F	2	12 Fr.	6" (16cm)	12 - 12	PUR A+g	60 cm	0.035"	5/case
CS-15122-F	2	12 Fr.	8" (20cm)	12 - 12	PUR	68.3 cm	0.035"	5/case
CV-15122-F	2	12 Fr.	8" (20cm)	12 - 12	PUR	68.3 cm	0.035"	5/case
CS-25122-F	2	12 Fr.	8" (20cm)	12 - 12	PUR A+g	68.3 cm	0.035"	5/case
CS-26122-F	2	12 Fr.	10" (25cm)	12 - 12	PUR A+g	68.3 cm	0.035"	5/case
CS-15142-F	2	14 Fr.	8" (20cm)	10 - 10	PUR	68.3 cm	0.038"	5/case
CS-22142-F	2	14 Fr.	6" (15cm)	10 - 10	PUR A+g	70 cm	0.038"	5/case
CS-25142-F	2	14 Fr.	8" (20cm)	10 - 10	PUR A+g	70 cm	0.038"	5/case
CS-26142-F	2	14 Fr.	10" (25cm)	10 - 10	PUR A+g	70 cm	0.038"	5/case
with You-Bend large-bore catheter								
CU-13122-F	2	12 Fr.	5 1/8" (13cm)	12 - 12	PUR	60 cm	0.035"	5/case
CU-23122-F	2	12 Fr.	5 1/8" (13cm)	12 - 12	PUR A+g	60 cm	0.035"	5/case
CV-13122-UF	2	12 Fr.	5 1/8" (13cm)	12 - 12	PUR	60 cm	0.035"	5/case
CV-12122-UF	2	12 Fr.	6" (16cm)	12 - 12	PUR	60 cm	0.035"	5/case
CU-22122-F	2	12 Fr.	6" (16cm)	12 - 12	PUR A+g	60 cm	0.035"	5/case
CV-15122-UF	2	12 Fr.	8" (20cm)	12 - 12	PUR	68.3 cm	0.035"	5/case
CU-25122-F	2	12 Fr.	8" (20cm)	12 - 12	PUR A+g	68.3 cm	0.035"	5/case
CV-15142-UF	2	14 Fr.	8" (20cm)	10 - 10	PUR	70 cm	0.035"	5/case
CV-12142-UF	2	14 Fr.	6" (15cm)	10 - 10	PUR	70 cm	0.035"	5/case
with indwelling curved large-bore catheter								
CS-12142-CF	2	14 Fr.	6" (15cm)	14 - 14	PUR	70 cm	0.038"	5/case
CS-22142-CF	2	14 Fr.	6" (15cm)	14 - 14	PUR A+g	70 cm	0.038"	5/case
CS-15142-CF	2	14 Fr.	8" (20cm)	14 - 14	PUR	70 cm	0.038"	5/case
CS-25142-CF	2	14 Fr.	8" (20cm)	14 - 14	PUR A+g	70 cm	0.038"	5/case
with paediatric catheter								
CD-10802	2	8 Fr.	4 3/8" (11cm)	14 - 14	PUR	45.4 cm	0.025"	5/case
CD-13902	2	9 Fr.	5" (13cm)	14 - 14	PUR	60 cm	0.025"	5/case

ACUTE HAEMODIALYSIS CATHETERS*

REF.	LUMEN	Ø	LENGTH	INTERNAL LUMEN G	MATERIAL	QTY
MC-12122-F	2	12 Fr.	6" (16 cm)	12 - 12	PUR	5/case
MC-22122-F	2	12 Fr.	6" (16 cm)	12 - 12	PUR A+g	5/case
MC-15122-F	2	12 Fr.	8" (20 cm)	12 - 12	PUR	5/case
MC-25122-F	2	12 Fr.	8" (20 cm)	12 - 12	PUR A+g	5/case

* MC product codes include only catheter

LARGE BORE CATHETERS (3-LUMEN) SETS

REF.	CATHETER					SWG		QTY
	LUMEN	Ø	LENGTH	INTERNAL LUMEN G	MATERIAL	LENGTH	Ø	

with straight large-bore catheter

CS-12123-E	3	12 Fr.	6" (16 cm)	16 - 12 - 12	PUR	60cm	.035"	5/case
CS-12123-F	3	12 Fr.	6" (16 cm)	16 - 12 - 12	PUR	60cm	.035"	5/case
CS-22123-F	3	12 Fr.	6" (16 cm)	16 - 12 - 12	PUR A+g	60cm	.035"	5/case
CS-15123-E	3	12 Fr.	8" (20 cm)	16 - 12 - 12	PUR	68cm	.035"	5/case
CS-15123-F	3	12 Fr.	8" (20 cm)	16 - 12 - 12	PUR	68cm	.035"	5/case
CS-25123-F	3	12 Fr.	8" (20 cm)	16 - 12 - 12	PUR A+g	68cm	.035"	5/case
CS-16123-F	3	12 Fr.	10" (25 cm)	16 - 12 - 12	PUR	68cm	.035"	5/case

Note:

All ARROW haemodialysis kits and sets (except our CV kits) contain the Arrow Raulerson syringe and spring-wire guide with cm markings and Arrow Advancer straight soft tip on one end and "J" tip on the other.

AGB ARROWgård Blue
CD Catheter Dialysis

CF Curved Firm
CS Catheter Set

CU Catheter You-Bend
CV Catheter Version

F Firm
UF You-Bend Firm

MC Multi-Lumen
Catheter

ARROW-TREROTOLA™ PTD®

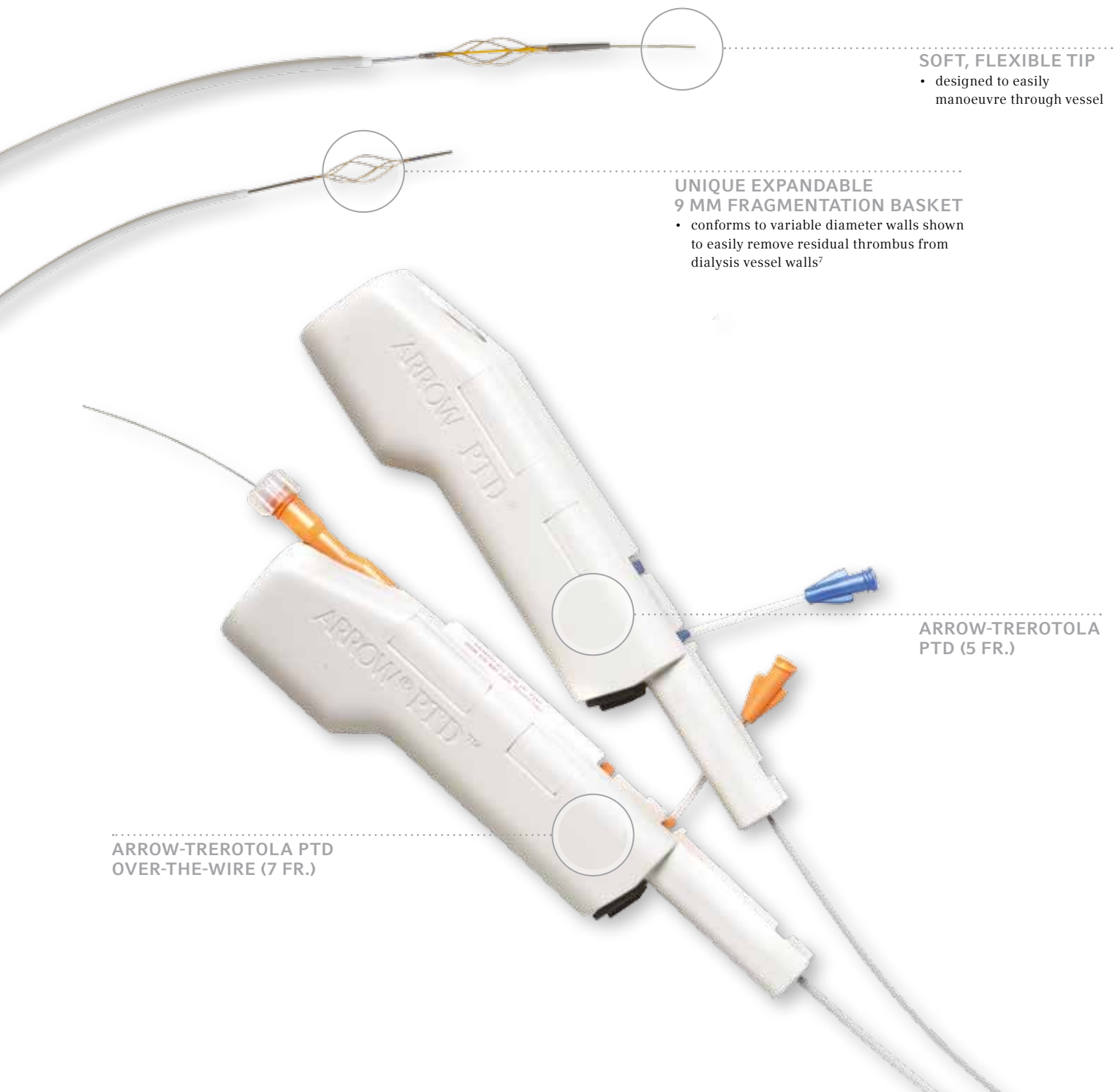
PERCUTANEOUS THROMBOLYTIC DEVICE

SIMPLE

- easy to assemble
- easy to operate
- no capital equipment
- short procedure time

FOR USE IN

Dialysis AV Fistulae
and Synthetic Grafts



SOFT, FLEXIBLE TIP

- designed to easily manoeuvre through vessel

UNIQUE EXPANDABLE 9 MM FRAGMENTATION BASKET

- conforms to variable diameter walls shown to easily remove residual thrombus from dialysis vessel walls⁷

ARROW-TREROTOLA PTD (5 FR.)

ARROW-TREROTOLA PTD OVER-THE-WIRE (7 FR.)

PROVEN

Meets or exceeds K/DOQI Guidelines for both immediate and three-month patency and functionality rates

**STUDIES**

NAME	TECHNICAL PATENCY RATE	3-MONTH PRIMARY RATE
K/DOQI Guidelines ⁸	85 %	40 %
Rocek, JVIR, 2000 ^{9,11}	100 %	70 %
Lazzaro, JVIR, 1999 ^{10,11}	100 %	42 %
Trerotola, Radiology, 1998 ^{7,11}	95 %	39 %

SAFE

- conforms to AV graft and AV fistulae walls
- enables clot removal with minimal risk of wall damage, and without thrombolytics¹²



AV synthetic graft
PTD device in use in a forearm-loop synthetic graft

ARROW-TREROTOLA PTD PERCUTANEOUS THROMBOLYTIC DEVICE (PT-65509-HFC)

This set includes:

- 1 rotator drive unit
- 1 catheter with 9mm fragmentation basket
- 2 radiopaque polyurethane sheaths with integral side port/haemostasis valve and vessel dilator with SnapLock™ feature
- 1 catheter clamp

ARROW-TREROTOLA PTD 5 FR.

REF.	CATHETER LENGTH	FRAGMENTATION BASKET	SHEATH INCLUDED	ROTATOR DRIVE UNIT	QTY
PT-03000-R				3000 rpm	1/case
PT-65509*	65 cm	9 mm			1/case
PT-45509**	65 cm	9 mm	2/6 Fr.		1/case
PT-65509-HFC	65 cm	9 mm	2/6 (HF) Fr.	3000 rpm	1/case

ARROW-TREROTOLA OVER-THE-WIRE PTD 7 FR.

REF.	CATHETER LENGTH	FRAGMENTATION BASKET	MAX. GUIDEWIRE COMPATIBILITY	SHEATH INCLUDED	ROTATOR DRIVE UNIT	QTY
PT-03009-RW					3000 rpm	1/case
PT-65709-W***	65 cm	9 mm	0.025"			1/case
PT-65709-WC	65 cm	9 mm	0.025"	2/7 Fr.	3000 rpm	1/case
PT-65709-HFWC	65 cm	9 mm	0.025"	2/7 (HF) Fr.	3000 rpm	1/case
PT-12709-WC	120 cm	9 mm	0.025"	2/7 Fr.	3000 rpm	1/case

PTD ACCESSORY COMPONENTS INTRODUCER SHEATHS

REF.	SHEATH SIZE	SHEATH LENGTH	VESSEL DILATOR LENGTH	MAX. GUIDEWIRE COMPATIBILITY	RADIOPAQUE TIP MARKER	LARGE-BORE-SIDEARM	COLOUR-CODED HUB	QTY
CL-08505	5 Fr.	2"	5"	0.038"			grey	10/case
CL-08605	6 Fr.	2"	5"	0.038"			green	10/case
CL-08605-HF	6 Fr.	2"	5"	0.038"	•	•	green	5/case
CL-08705-HF	7 Fr.	2"	5"	0.038"	•	•	orange	5/case

* When ordering this component, the PT-03000-R and CL-08605-HF must also be ordered.

** When ordering this component, the PT-03000-R must also be ordered.

*** When ordering this component, the PT-03009-RW and CL-08705-HF must also be ordered.

LIBRARY OF CLINICAL SUPPORT

Lajvardi, A., Trerotola, S.O., Strandberg, J.D., Samphilipo, M.A., Magee, C. "Evaluation of Venous Injury Caused by a Percutaneous Mechanical Thrombolytic Device." *Cardiovascular Interventional Radiology*, Vol. 18, 1995, pp. 172-178.

Lazzaro, C.R., Trerotola, S.O., Shah, H., Namyslowski, J., Moresco, K., Patel, N. "Modified Use of the Arrow-Trerotola Percutaneous Thrombolytic Device for the Treatment of Thrombosed Hemodialysis Access Grafts." *Journal of Vascular Interventional Radiology*, Vol. 10, 1999, pp. 1025-1031.

McLennan, G., Trerotola, S.O., Davidson, D., et al. "The Effects of a Mechanical Thrombolytic Device on Normal Canine Vein Valves." *Journal of Vascular Interventional Radiology*, Vol. 12, 2001, pp. 89-94.

Rocek, M., Peregrin, J.H., Lasovickova, J., Krajickova, D., Slaviokova, M. "Mechanical Thrombolysis of Thrombosed Hemodialysis Native Fistulas With Use of the Arrow-Trerotola Percutaneous Thrombolytic Device: Our Preliminary Experience." *Journal of Vascular Interventional Radiology*, Vol. 11, 2000, pp. 1153-1158.

Trerotola, S.O., Davidson, D.D., Filo, R.S., Dreesen, R.G., Forney, M. "Preclinical In Vivo Testing of a Rotational Mechanical Thrombolytic Device." *Journal of Vascular Interventional Radiology*, Vol. 7, 1996, pp. 717-723.

Trerotola, S.O., Vesely, T.M., Lund, G.B., Soulen, M.C., Ehrman, K.O., Cardella, J.F. "Treatment of Thrombosed Hemodialysis Access Grafts: Arrow-Trerotola Percutaneous Thrombolytic Device Versus Pulse-Spray Thrombolysis. Arrow-Trerotola Percutaneous Thrombolytic Device Clinical Trial." *Radiology*, Vol. 206, 1998, pp. 403-414.

Trerotola, S.O., McLennan, G., Davidson D., et al. "Preclinical In Vivo Testing of the Arrow-Trerotola Percutaneous Thrombolytic Device for Venous Thrombosis." *Journal of Vascular Interventional Radiology*, Vol. 12, 2001, pp. 95-103.

Trerotola, S.O., McLennan, G., Eclavea, A.C., et al. "Mechanical Thrombolysis of Venous Thrombosis in an Animal Model With Use of Temporary Caval Filtration." *Journal of Vascular Interventional Radiology*, Vol. 12, 2001 pp. 1075-1085.

Vesely, T.M., Hovsepian, D.M., Darcy, M.D., Brown, D.B., Pilgram, T.K. "Angioscopic Observations After Percutaneous Thrombectomy of Thrombosed Hemodialysis Grafts." *Journal of Vascular Interventional Radiology*, Vol. 11, 2000, pp. 971-977.

Vogel, P.M., Bansal, V., Marshall, M.W. "Thrombosed Hemodialysis Grafts: Lyse and Wait With Tissue Plasminogen Activator or Urokinase Compared to Mechanical Thrombolysis With the Arrow-Trerotola Percutaneous Thrombolytic Device." *Journal of Vascular Interventional Radiology*, Vol. 12, 2001, pp. 1157-1165.

Trerotola, S.O., Johnson, M.S., Schauwecker, D.S., et al. "Pulmonary Emboli From Pulse-Spray and Mechanical Thrombolysis: Evaluation With an Animal Dialysis-Graft Model." *Radiology*, Vol. 200, 1996, pp. 169-176.

Hein, A.N., Vesely, T.M. "Use of the Percutaneous Thrombolytic Device for the Treatment of Thrombosed Pseudoaneurysms During Mechanical Thrombectomy of Hemodialysis Grafts." *Journal of Vascular Interventional Radiology*, Vol. 13, 2002, pp. 201-204.

References:

- 1 Iodine-based solutions such as Povidone-iodine, mineral oil-based ointments, hydrogen peroxide or commercially available ExSept® are accepted for use with the Arrow Cannon II Plus catheter.
- 2 In vitro test performed by an independent laboratory (Citech, Plymouth Meeting, PA).
- 3 Klevens, R.M., Tokars, J.I., Andrus, M. "Electronic Reporting of Infections Associated With Hemodialysis." *Nephrology News & Issues*, June 2005, pp. 37-43.
- 4 Veenstra, D.L., Saint, S., Saha, S., Lumley, T., Sullivan, S.D. "Cost-Effectiveness of Antiseptic-Impregnated Central Venous Catheters for the Prevention of Catheter-Related Bloodstream Infection." *Journal of the American Medical Association*, January 20, 1999, Vol. 281, Issue 3, pp. 261-267.
- 5 Maki, D.G., Stolz, S.M., Wheeler, S., Mermel, L.A. "Prevention of Central Venous Catheter-Related Bloodstream Infection With an Antiseptic-Impregnated Catheter: A Randomized, Controlled Trial." *Annals of Internal Medicine*, August 15, 1997, Vol. 127, Issue 4, pp. 257-266.
- 6 Naomi P. O'Grady, M.D.¹, Mary Alexander, R.N.², Lillian A. Burns, M.T., M.P.H., C.I.C.³, E. Patchen Dellinger, M.D.⁴, Jeffery Garland, M.D., S.M.⁵, Stephen O. Heard, M.D.⁶, Pamela A. Lipsett, M.D.⁷, Henry Masur, M.D.¹, Leonard A. Mermel, D.O., Sc.M.⁸, Michele L. Pearson, M.D.⁹, Issam I. Raad, M.D.¹⁰, Adrienne Randolph, M.D., M.Sc.¹¹, Mark E. Rupp, M.D.¹², Sanjay Saint,

- M.D., M.P.H.¹³ and the Healthcare Infection Control Practices Advisory Committee (HICPAC)¹⁴. "Guidelines for the Prevention of Intravascular Catheter-Related Infections, 2011" *The Centers for Disease Control*, 2011.
- 7 Trerotola, S.O., Vesely, T.M., Lund, G.B., Soulen, M.C., Ehrman, K.O., Cardella, J.F. "Treatment of Thrombosed Hemodialysis Access Grafts: Arrow-Trerotola Percutaneous Thrombolytic Device Versus Pulse-Spray Thrombolysis. Arrow-Trerotola Percutaneous Thrombolytic Device Clinical Trial." *Radiology*, Vol. 206, 1998, pp. 403-414.
- 8 "NNKF-K/DOQI Clinical Practice Guidelines for Vascular Access: Update 2006." *American Journal of Kidney Disease*, Vol. 37 (suppl.) pp. 137-181.
- 9 Rocek, M., et al. "Mechanical Thrombolysis of Thrombosed Hemodialysis Native Fistulas With Use of the Arrow-Trerotola Percutaneous Thrombolytic Device: Our Preliminary Experience." *Journal of Vascular Interventional Radiology*, Vol. 11, 2000, pp. 1153-1158.
- 10 Lazzaro, C.R., Trerotola, S.O., Shah, H., Namyslowski, J., Moresco, K., Patel, N. "Modified Use of the Arrow-Trerotola Percutaneous Thrombolytic Device for the Treatment of Thrombosed Hemodialysis Access Grafts." *Journal of Vascular Interventional Radiology*, Vol. 10, 1999, pp. 1025-1031.

- 11 Published literature referenced with the instructions for use.
- 12 Lajvardi, A., Trerotola, S.O., Strandberg, J.D., Samphilipo, M.A., Magee, C. "Evaluation of Venous Injury Caused by a Percutaneous Mechanical Thrombolytic Device." *Cardiovascular Interventional Radiology*, Vol. 18, 1995, pp. 172-178.:

Full bibliography available upon request.
Tegaderm® is a registered trademark of 3M Company.

Patents:

- Arrow Cannon II Plus:
U.S. Patent Nos. 6,638,242 and 6,921,396
- Arrow Advancer:
U.S. Patent Nos. 5,484,419 and 6,477,402
- Arrow SharpsAway II Locking Disposal Cup:
U.S. Patent Nos. 6,123,193 and 6,276,527
- ARROWgard: U.S. Patent No. 5,019,096
- Arrow Raulerson Spring-Wire Introduction Syringe:
U.S. Patent Nos. 4,813,938 and 5,045,065;
Japan Patent No. 2,135,570
- Arrow-Trerotola PTD:
U.S. Patent Nos. 5,766,191 and 6,824,551

INDEX

REF.	PAGE
CAR-02400	5
CAR-02800	5
CAR-03200	5
CAR-03600	5
CAR-05500	5
CD-10802	8
CD-13902	8
CL-08505	11
CL-08605	11
CL-08605-HF	11
CL-08705-HF	11
CS-12122-F	8
CS-12123-E	9
CS-12123-F	9
CS-12142-CF	8
CS-15122-F	8
CS-15123-E	9
CS-15123-F	9
CS-15142-CF	8
CS-15142-F	8

REF.	PAGE
CS-15242-VSP	5
CS-15282-VSP	5
CS-15322-VSP	5
CS-15362-VSP	5
CS-15552-VSP	5
CS-16123-F	9
CS-22122-F	8
CS-22123-F	9
CS-22142-CF	8
CS-22142-F	8
CS-25122-F	8
CS-25123-F	9
CS-25142-CF	8
CS-25142-F	8
CS-26122-F	8
CS-26142-F	8
CU-13122-F	8
CU-22122-F	8
CU-23122-F	8
CU-25122-F	8

REF.	PAGE
CV-12122-UF	8
CV-12142-UF	8
CV-13122-UF	8
CV-15122-F	8
CV-15122-UF	8
CV-15142-UF	8
MC-12122-F	9
MC-15122-F	9
MC-22122-F	9
MC-25122-F	9
PT-03000-R	11
PT-03009-RW	11
PT-12709-WC	11
PT-45509	11
PT-65509	11
PT-65509-HFC	11
PT-65709-HFWC	11
PT-65709-W	11
PT-65709-WC	11



Central Venous Catheters
Haemodialysis Access
Haemodynamic Monitoring
Trauma and Surgery
Endotracheal Tubes & Double Lumen Tubes
Oropharyngeal & Nasopharyngeal Airways
Laryngoscopes
Tracheostomy
Regional Anaesthesia
Aerosol & Oxygen Therapy
Humidification
Bacterial/Viral Filtration
Surgical Instrumentation

ARROW | GIBECK | HUDSON
KMEDIC | PILLING | RÜSCH | WECK

Central Venous Catheters
PICC
Haemodialysis Access
Haemodynamic Monitoring
Arterial Access
Trauma and Surgery
Regional Anaesthesia
Standard Bladder Management
Operative Urology and Endourology
Intermittent Catheters
Ligation
Endo-Surgery/Laparoscopic Access
Cardio-Thoracic Surgery & Drainage
Surgical Instrumentation
Intra-Aortic Balloon Pump & Catheters
Right Heart Products
Transradial Access

ARROW | DEKNATEL | KMEDIC
MEDICAL SERVICE | PILLING
PLEUR-EVAC | RÜSCH | TAUT | WECK

**READ UP ON OUR
PRODUCT RANGES**

GO TO WWW.TELEFLEX.COM/EMEA AND CLICK ON
SERVICES TO DOWNLOAD INFORMATION MATERIAL



Regional Anaesthesia
Ligation
Surgical Instrumentation

ARROW | KMEDIC | PILLING | WECK

Teleflex is a leading global provider of specialty medical devices used for diagnostic and therapeutic procedures in critical care, urology and surgery. Our mission is to provide solutions that enable healthcare providers to improve outcomes and enhance patient and provider safety. We specialise in devices for general and regional anaesthesia, cardiac care, respiratory care, urology, vascular access and surgery and we serve healthcare providers in more than 130 countries. Teleflex also provides specialty products for medical device manufacturers.

Our well known brands include ARROW®, BEERE MEDICAL®, DEKNATEL®, GIBECK®, HUDSON RCI®, KMEDIC®, PILLING®, PLEUR-EVAC®, RÜSCH®, SHERIDAN®, SMD®, TAUT®, TFX OEM®, VASONOVA™ and WECK®, all of which are trademarks or registered trademarks of Teleflex Incorporated.

Teleflex global operations: Austria, Belgium, Canada, China, Czech Republic, France, Germany, Greece, India, Ireland, Italy, Japan, Mexico, Netherlands, Portugal, Singapore, Slovak Republic, South Africa, Spain, Switzerland, United Kingdom, Uruguay and USA.

YOUR CONTACTS FOR EUROPE, THE MIDDLE EAST AND AFRICA (EMEA):

TELEFLEX HEADQUARTERS EMEA, IRELAND

Teleflex Medical Europe Ltd., IDA Business Park, Athlone, Co. Westmeath
Phone +353 (0)9 06 46 08 00 · Fax +353 (0)14 37 07 73
orders.intl@teleflex.com

AUSTRIA +43 (0)1 402 47 72

BELGIUM +32 (0)2 333 24 60

CZECH REPUBLIC +420 (0)495 759 111

FRANCE +33 (0)5 62 18 79 40

GERMANY +49 (0)7151 406 0

GREECE +30 210 67 77 717

ITALY +39 0362 58 911

NETHERLANDS +31 (0)88 00 215 00

PORTUGAL +351 22 541 90 85

SLOVAK REPUBLIC +421 (0)3377 254 28

SOUTH AFRICA +27 (0)11 807 4887

SPAIN +34 918 300 451

SWITZERLAND +41 (0)31 818 40 90

UNITED KINGDOM +44 (0)1494 53 27 61

For detailed information see www.teleflex.com

The products in this catalogue are only available in the EMEA (Europe, Middle East, Africa) region. For further information contact your local representative. All data current at time of printing (04/2012). Subject to technical changes without further notice.

94 10 66 - 00 00 01 · REV A · MC / SF · 04 12 01